



INTERNATIONAL  
**TRADE**  
ADMINISTRATION

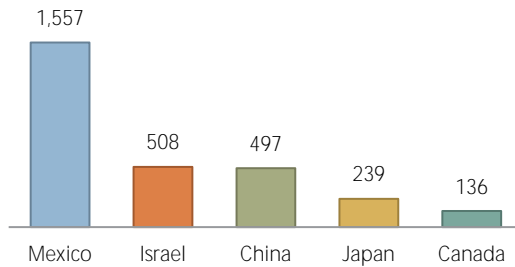
# New Mexico Exports, Jobs, & Foreign Investment

## New Mexico Depends on World Markets

- Exports from New Mexico helped contribute to the \$2.21 trillion of U.S. goods and services exports in 2016.

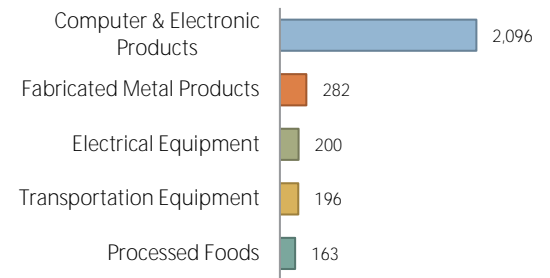
# \$3.6 billion

New Mexico's Top 5 Export Markets (Millions of U.S. Dollars)



## New Mexico goods exports in 2016

New Mexico's Top 5 Export Categories (Millions of U.S. Dollars)

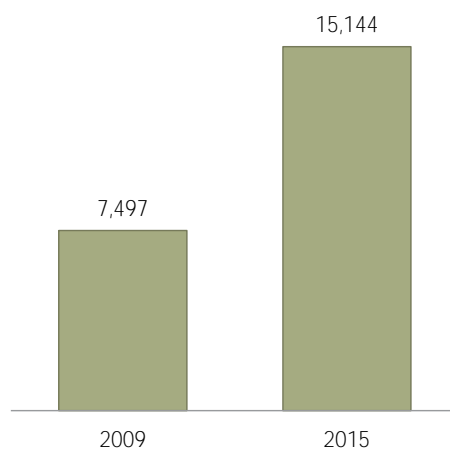


## Exports Support Jobs

- Nationally, U.S. jobs supported by exports reached an estimated 11.5 million in 2015, up 1.9 million from 2009.

## Jobs Supported by New Mexico Goods Exports

Up by 8 Thousand Jobs Since 2009



# 15,144

U.S. jobs supported by goods exports from New Mexico in 2015

**94%** of these jobs were supported by manufactured goods exports

## Exports Sustain Thousands of New Mexico Businesses

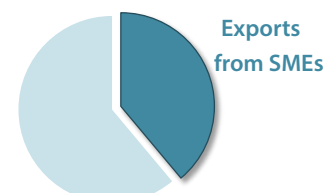
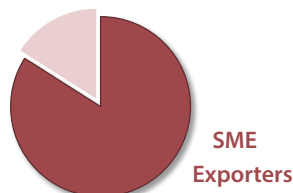
- A total of 1,413 companies exported from New Mexico locations in 2014.

# 1,187

Number of small and medium-sized (SME) goods exporters in New Mexico in 2014

SMEs account for **84%** of New Mexico goods exporters

...and **39%** of known New Mexico goods export value





INTERNATIONAL  
**TRADE**  
ADMINISTRATION

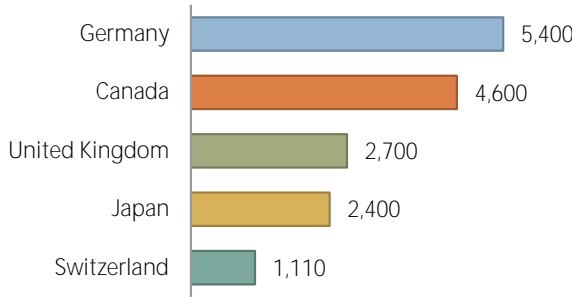
# New Mexico Exports, Jobs, & Foreign Investment

## Foreign Investment & Jobs in New Mexico

- In 2014, foreign-owned companies employed 22,400 New Mexico workers

### New Mexico Employment in Foreign-Owned Companies

Number of Employees by Country of UBO



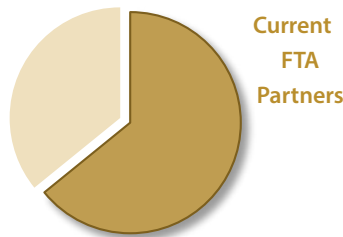
**3.6%**

Share of New Mexico private-industry employment at foreign-owned firms

## Free Trade Agreements

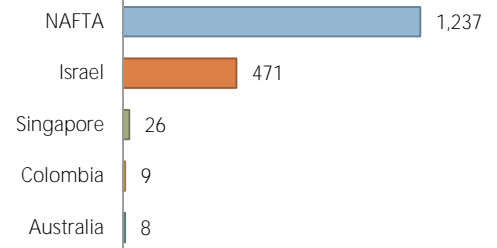
- The U.S. currently has 14 free trade agreements in force with 20 countries.
- New Mexico's exports to U.S. FTA partners totaled \$2.3 billion in 2016.

In 2016, exports to FTA markets accounted for **64%** of New Mexico exports



Since 2006, exports from New Mexico to FTA markets have grown by **176%**

### Top Dollar Growth, 2006-16 (Millions of U.S. Dollars)



## New Mexico's Metropolitan Exports

- Albuquerque is the 110th largest metro area reporting exports nationwide.

Metro Area	2015 Goods Export Value	Share of State Exports
Albuquerque	\$1.8 billion	48.3%
Las Cruces	\$1.6 billion	43.7%
Farmington	\$44 million	1.2%
Santa Fe	\$29 million	0.8%

Prepared by the Office of Trade and Economic Analysis, International Trade Administration, U.S. Department of Commerce.

For more resources please see [www.trade.gov/mas/ian](http://www.trade.gov/mas/ian). Sources include resources from the U.S. Department of Commerce's International Trade Administration, Bureau of the Census, and Bureau of Economic Analysis.